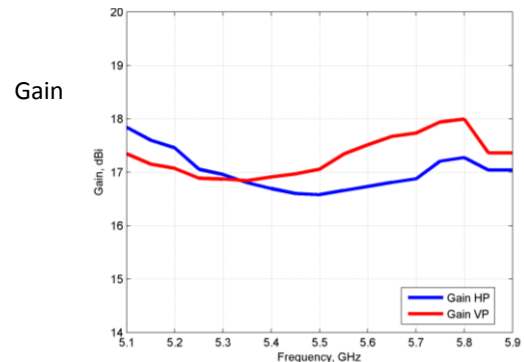
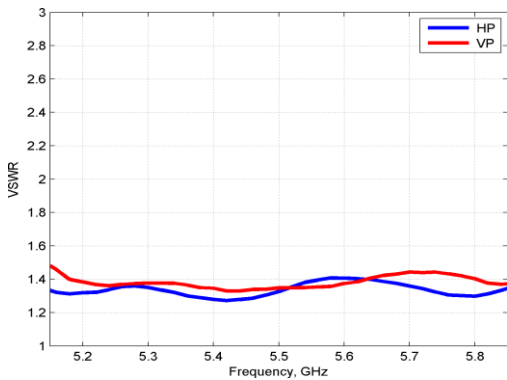
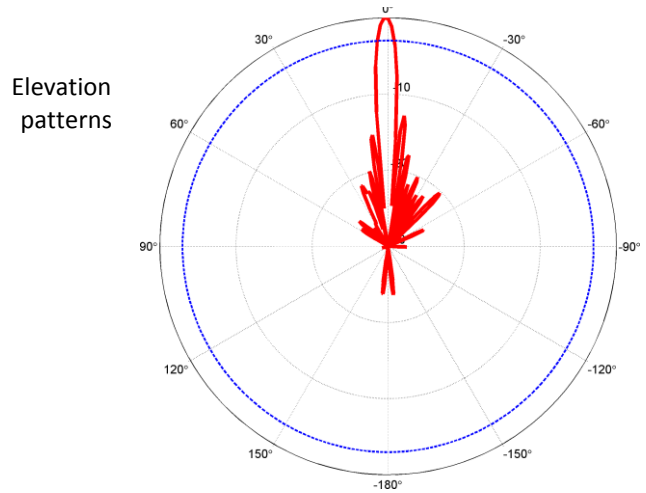
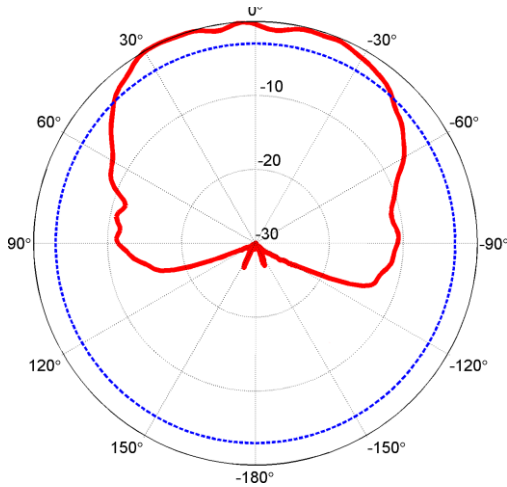




☎ 1-855-276-(KPPA) 5772 or 780-702-7577  
 📧 info@kpperformance.ca  
 ✉ 15497 117 Ave, Edmonton, AB T5M3X4, Canada  
 ✉ 3000 West Commerce, Dallas, TX 75212, USA

Part Number		KPPA-5GHZDP90S	
<b>Electrical</b>		Input power	20 W max per port
Frequency range	4900-5800 MHz	Impedance	50 Ω
Polarization	Vertical and Horizontal	Connector Type	Type N Female x 2
Gain	17 dBi		
Azimuth 3dB beamwidth	90 °	<b>Mechanical</b>	
Elevation 3dB beamwidth	4.7 °	Dimensions	27 x 7 x 3"
Electrical Downtilt	1 °	Weight	8 lb
VSWR	< 1.5:1	Mounting method	Carriage bolts
Return loss	> 14 dB	Mounting pole dia	1¼" – 4"
F/B ratio	> 32 dB	Surface Finish	Matt powder coat
Cross-pol ratio	> 28 dB	<b>Environmental</b>	
V-H port isolation	24 dB	Temperature range	-40° to +60° C / +140° F
ABAB frequency re-use	-15 dB	Wind speed	160 km/h / 100 mph
ABABAB frequency re-use	-17 dB	UV protection	UV resistant powder coat
ABCABC frequency re-use	-21 dB	Ingress protection	IP54 rain resistant



Datasheet version 2. Nov 12, 2013

ANTENNAS ENGINEERED & MANUFACTURED TO EXCEED INDUSTRY STANDARDS